



# KARTHIK MACHINE TOOLS

Importers, Wholesalers and Traders of Industrial Machines, DROs & Accessories

## SURFACE GRINDER



TECHNICAL PARAMETERS	UNIT	SPEED GRIND MODEL : 2050	SPEED GRIND MODEL : 3075
Table Size (L x W)	Mm	540 x 250	750 x 300
Distance From Table Surface To Spindle Center	Mm	450	480
The speed of longitudinal travel	m/min	3-20	3-20
Cross Feed On Handwheel	Mm	0.02/Graduation 2.5/revolution	
Vertical Feed On Handwheel	Mm	0.01/Graduation 1.25/revolution	
Wheel Size (dia. x width x bore)	Mm	$\Phi 200 \times 20 \times \Phi 31.75$	$\Phi 300 \times 30 \times \Phi 75$
Spindle Speeds	Rpm	2850 RPM, 50Hz	1450RPM, 50Hz
Spindle Motor	Kw	1.5	2.2
Hydraulic station motor	Kw	1.5	2.2

Coimbatore Office : No.5, Gandhi Nagar, Ganapathy, Coimbatore - 641 006.

Chennai Office : 2/81, Savari Muthu Street, Mannady, Chennai - 600 001.

Contact No. : 98658 78027, E-mail : karthikmachinetools@gmail.com | Web : www.karthikmachinetools.com

Also visit our online shop : [www.industryneeds.co.in](http://www.industryneeds.co.in)

### HYDRAULIC SURFACE GRINDER



### PRECISION SURFACE GRINDER



### HYDRAULIC SURFACE GRINDER

TECHNICAL DATA		SGS-1020-S	SGS-1224-S
<b>Capacity</b>			
Table working area	mm	500 x 200	600 x 300
Longitudinal Table Travel	mm	520	660
Cross Feed Table Travel	mm	250	300
Distance Spindle Centre to Table	mm	390	400
<b>TABLE &amp; CROSS FEED</b>			
Magnetic Chuck Recommended	mm	Parmanent Magnet Chuck 200 x 500	Electro Magnet Chuck 300 x 600
T-Slot	mm	10	14
Longitudinal Table Speed	mm / minute	5-15	5-15
Cross Feed on Hand Wheel	1 Gra. / mm	0.05	0.05
	1 Rev / mm	5	5
Auto Cross Feed Per Stoke	mm	Optional	Opional
Table Guide Ways		V-and Flat Ways	V-and Flat Ways
<b>GRINDING WHEEL</b>			
Wheel Dimension (Dia x Width x Bore)	mm	200 x 13 x 31.75	200 x 20 x 31.75
Spindle Speed	RPM	2800	2800
<b>MOTOR</b>			
Spindle Motor	KW	0.75	1.5
Hydraulic Motor	KW	1.5	1.5

### PRECISION SURFACE GRINDER

TECHNICAL DATA	MODEL 10X20"
Working Surface of the table	250 x 500 mm
Maximum height from table to Grinding Wheel	275 mm
Vertical Feed Graduation	0.002 mm
Cross Feed Graduation	0.05 mm
Spindle Speed	2800 R.P.M.
Size of Grinding Wheel (Dia x Width x Bore)	200 x 20 x 31.75 mm
Magnetic Chuck Recommended	200 x 500 mm
Electric Motor Recommended	1.5 K.W/2 HP, 2800 RPM, 3 Phase
Diamond Dresser	0.5 Cr.

**Note: The Illustrations and specifications are not binding & subject to change without notice since the machine is being constantly improved.**



# KARTHIK MACHINE TOOLS

Importers, Wholesalers and Traders of Industrial Machines, DROs & Accessories

## SINO DROs and LINEAR SCALES



SINO THREE AXIS DISPLAY




SINO TWO AXIS DISPLAY




SINO SINGLE AXIS DISPLAY



DISPLAY & LINEAR SCALE



SINO LINEAR SCALES



SENSOR



EXTENSION CABLE

*Ex-Stock availability for all sizes of Linear Scales*

# VERTICAL TURRET MILLING MACHINE



# VERTICAL TURRET MILLING MACHINE

## TECHNICAL SPECIFICATION :

MODEL	3M-BIGGEST HEIGHT (SQUARE HEAD)	3M [ ROUND HEAD]	4M [ ROUND HEAD]	4M BIGGEST HEIGHT [SQUARE HEAD]
TABLE SIZE	1270 X 254	1270 X 254	1370x254	1370x254
T SLOTS NO/WIDTH	3 / 16	3 / 16	3/16	3/16
X/ Y/ Z TRAVEL	890/450/430	850/400/400	950/400/400	1000/450/430
RAM TRAVEL	560	500	500	560
SPINDLE TAPER	R8/ISO30/ISO40			
QUILL TRAVEL	127			
AUTO QUILL FEED	0.04 / 0.08 / 0.15mm / revolution			
SPINDLE SPEED	50HZ SPINDLE SPEEDS LOW .....66 TO 2270 RPM HIGH .....132 TO 4540 RPM			
MOTOR POWER(KW)	2.2	2.2	2.2	2.2
HEAD SWIVEL	45 DEG FORWARD & BACKWARD, 90 DEG RIGHT & LEFT			
SLIDEWAYS	X/Y/Z DOVETAIL			
HEIGHT(MACHINEBODY) (MM)	2210	2100	2100	2210

### STANDARD ACCESSORIES :

2-axis DRO, Coolant Pump, Drawing Bar, Tool & Tool Box,  
Manual Oil Pump, Electrical Box, Halogen Machine Lamp, English Manual

### OPTIONAL ACCESSORIES :

Clamping Kit, Swivel Machine Vice 6", Chip Tray,  
Micro Boring Head, Collets, Drill Chuck, Power Feeder etc

 **KARTHIK Machine Tools**  
Importers, Wholesalers, Traders of Industrial Machines, DROs & Accessories

No.5, Gandhi Nagar, Ganapathy, Coimbatore - 641 006.

Mobile : 98658 78027 | E-mail : karthikmachinetools@gmail.com

Web : www.karthikmachinetools.com

\* illustrations and specifications are subject to change without notice.

## VERTICAL TURRET MILLING MACHINE ACCESSORIES




**MACHINE VICE**



**CLAMPING KIT**



**BRAKE ASSEMBLY**



**BELLOWS COVER**



**CAM RING**



**BEVEL GEAR**



**BEARING SLEEVE**



**BELT**



**BALL LEVER HANDLE**



**DRAWBAR**



**GEAR**



**MACHINE LAMP**



**BALL CRANK HANDLE**



**MOTOR PULLEY**



**QUILL LOCK**



**ROTARY SWITCH**



**SPINDLE GEAR AND PULLEY HUB**



**SPINDLE HANDLE**



**CLOCK SPRING**



**TABLE LOCK**



**TABLE UP-DOWN HANDLE**



**XY HANDLE**



**COLLETS**



**POWER FEEDER**

**Coimbatore Office : No.5, Gandhi Nagar, Ganapathy, Coimbatore - 641 006.**

**Chennai Office : 2/81, Savari Muthu Street, Mannady, Chennai - 600 001.**

**Contact No. : 98658 78027, E-mail : karthikmachinetools@gmail.com | Web : www.karthikmachinetools.com**

**Also visit our online shop : [www.industryneeds.co.in](http://www.industryneeds.co.in)**